

# Beginning a RISE Interim, Benchmark, or Summative

Step 1: Go to [utahrise.org](https://utahrise.org)



READINESS  
IMPROVEMENT  
SUCCESS  
EMPOWERMENT



# Teacher View



Resources



Benchmark Module  
Previewing



TIDE  
(Student and User  
Management)



Test  
Administration



Reporting



Students &  
Families

[available for download.](#)

**\*\*Please note that the application has been renamed to SecureTestBrowser on the Chrome Web Store.\*\***

When updating from the previous version, the application will automatically reflect this new name.

*Added August 13, 2020*

- **iOS/iPadOS Secure Browser Update**

Version 6.0.1 of the Secure Browser for iOS/iPadOS has been posted to the RISE portal and is now [available for download](#).

... .. en renamed re.\*\*

When updating from the previous version, the application will automatically reflect this new name.

*Added August 3, 2020*

- **Desktop Secure Browser Update**

Versions 12.5 of the Secure Browser for Windows, MacOS, and Linux desktop systems have been posted to the RISE portal and are now [available for download](#).

Beginning **August 30, 2020**, desktop versions of the Secure Browser prior to 12.5 **will cease function**. After this date, version 12.5 of the Secure Browser linked above will be required to access testing content on Windows, MacOS, and Linux desktop systems.

The mobile Secure Browser applications have not yet



Training Tests



Secure Inbox  
Upload



Secure Browser  
Installation



Supported Web  
Browsers



Sign Up for Portal  
Email Updates



Contact RISE Help  
Desk

# Teacher View

## Login

### Please Log In

Enter your username and password to log into CAI online systems. Once you log in, you will automatically be directed to your selected system.

### Need More Help?

If you **forgot your password or need a new password**, please use the **Forgot Your Password** link to reset it.

For assistance, contact the Help Desk at  
1-877-269-4966 | [risehelpdesk@cambiumassessment.com](mailto:risehelpdesk@cambiumassessment.com)



[Forgot Your Password?](#)

**Secure Login**

Sign In

### First Time Login This School Year?

The password you used during the previous school year has expired.

[Request a new one for this school year.](#)



READINESS  
IMPROVEMENT  
SUCCESS  
EMPOWERMENT

## Proctor Application for the Test Delivery System

👇 Active Sessions

📅 Upcoming Sessions

These are your current/active testing sessions.

The table below shows all the sessions that are live for you right now.

Active Sessions				
Session ID	Session Info	Type	Share	Action
No active sessions.				



Start a New  
Session Now



# Teacher View

## RISE Live Tests Test Selection

Choose a testing category

- Summative This is used ONLY for the end-of-year state assessment
- Interims This is used for Vista's beginning and middle of the year assessment for ELA and Math
- Benchmark Modules \*This is used for Science beginning and middle of year in place of the Interim

\*Note- This can also be used throughout the year for ELA, Math, & Science RISE practice.  
It also includes writing prompts for 3-8

-ELA Reading and Math: select the Interim arrow for the middle-of-year assessment.

-Science: select the Benchmark Modules arrow for the middle-of-year assessment.

Just make at least one selection before starting your session.

 Start RISE Live Tests Session

Filter By: Add Filter

### Interims

Choose which tests to add to your session from the tree, and then start your session.

<b>+</b>	<input type="checkbox"/>	ELA
<b>-</b>	<input checked="" type="checkbox"/>	Math
	<input type="checkbox"/>	Interim: Math Grade 3
	<input type="checkbox"/>	Interim: Math Grade 4
	<input type="checkbox"/>	Interim: Math Grade 5
	<input checked="" type="checkbox"/>	Interim: Math Grade 6
	<input type="checkbox"/>	Interim: Math Grade 7
	<input type="checkbox"/>	Interim: Math Grade 8
	<input type="checkbox"/>	Interim: Math SM1

1. For this example I chose Interims and then the + by Math to drop it down. Next, I chose Interim: Math Grade 6

Back

Tests Selected

Clear All

### Interims

Interim: Math Grade 6

### Session Settings

Session Type ☒ In Person ☐ Remote or Hybrid

Start RISE Live Tests Session

# Teacher View



## RISE Live Tests Test Session

0 students awaiting approval 0 print requests 0 active tests

### Instructions

- 1 Start Session**  
Press the **Select Tests** button, mark the checkboxes for the tests you want to include in the session.
- 2 Approve Students**  
Press the **Approvals** button, review each student's test details, and approve or deny their request.
- 3 Monitor Progress**  
Monitor the **Students in your Test Session** table. You can use the **Stop** button to stop a test session. To stop a test session, press the **STOP** button next to the Session ID.

Student Lookup Approved Requests Print Session Help Guide Alerts Logout as Hatch, Bruce

RISE Live Tests Session ID  
**STOP** LIVE-5058-37

Select Tests

Approvals 0

### Session Attributes

The tests you have selected have some additional attributes that can be set to better describe the environment and conditions of this testing session.

Test Reasons

Fall

Pre Test

Post Test

Fall

Winter

Spring

Summer

Test One

Test Two

Test Three


OK

Next, make sure to select Winter. It helps with filtering the reports.

Then click OK

# RIS! Teacher View

Training Session ID

 LIVE -5058-37

Select Tests

Approvals 0





## Training Test Session

0 students awaiting approval 0 print requests 0 active tests

Now your session is  
LIVE.

Students will need this  
Session ID to log in to  
their RISE accounts.

## Instructions

- 1 Start Session**  
Press the **Select Tests** button, mark the checkboxes for the tests you wish to include, and then press the **Start Session** button.
- 2 Approve Students**  
Press the **Approvals** button, review each student's test details, and then press the  button.
- 3 Monitor Progress**  
Monitor the **Students in your Test Session** table. You can use the  button to view print requests and the  button to pause students' tests.  
To stop a test session, press the  button next to the Session ID.



# Student View

Google

Sign in to your Chromebook

Managed by [vistautah.com](#). [Learn more](#)

Enter your email

@vistautah.com

[Forgot email?](#)

Next

Students will click on  
Apps and then  
SecureTestBrowser

TestNav

DRC INSIGHT Online Assessments

SecureTestBrowser

Shut down

Apps

Kiosk application launch canceled.

DISMISS



# Student View



SecureTestBrowser

Initializing application...



Kiosk application launch canceled. DISMISS

# Student View

Please select your organization or state:

Utah

Select Utah and RISE  
will pop up.

Choose Your Assessment Program:

RISE

OK





READINESS  
IMPROVEMENT  
SUCCESS  
EMPOWERMENT

# Student View

## Live Test Sign In

First Name:



EX: JORDAN

SSID:



EX: 123456789

Session ID:



LIVE

- - -

Browser: Secure v7

Go to the Training  
Test Site

Sign In

Kiosk application launch canceled.

DISMISS


Copyright © 2020 Cambium Assessment, Inc. All





# Student View

**RISE** READINESS  
IMPROVEMENT  
SUCCESS  
EMPOWERMENT


## Live Test Sign In

First Name:  


SSID:  


Session ID:  


[Go to the Training Test Site](#)

 RISE Live Test Site

[Sign In](#)

Kiosk application launch canceled. DISMISS

This is the  
**RISE Live Test Site**  
If you want to go to  
the Training Test Site  
click the button below

LIVE Session ID that was  
generated on the teacher  
account.





READINESS  
IMPROVEMENT  
SUCCESS  
EMPOWERMENT



## Is This You?

Please review the following information

# Student View

First Name

John

Last Name

Doe

SSID:

1234567

Grade

03

Date of Birth

February 11, 2012

School:

Vista School



Training Test Site

Yes

No





READINESS  
IMPROVEMENT  
SUCCESS  
EMPOWERMENT

Waiting for Approval

Your Test Administrator will approve you to enter the test.

# Student View

First Name

Benjamin

Last Name

Bingham

Session ID

TRAIN-E666-1

Test

Math Grade 6

Students will wait at this point until the teacher approves them to enter.

Teacher View

Training Session ID  
LIVE-5058-37

Select Tests  
Approvals 1

1 students awaiting approval 0 print requests 0 active tests

Student Lookup

Approved Requests

Print Session

Help Guide

Alerts

Logout as Hatch, Bruce

Click Approvals

## Instructions

- 1 Start Session**  
Press the **Select Tests** button, mark the checkboxes for the tests you wish to include, and then press the **Start Session** button.
- 2 Approve Students**  
Press the **Approvals** button, review each student's test details, and then press the button.
- 3 Monitor Progress**  
Monitor the **Students in your Test Session** table. You can use the button to view print requests and the button to pause students' tests.  
To stop a test session, press the button next to the Session ID.

## Training Test Session

1 students awaiting approval 0 print requests 0 active tests

### Instructions

- 1 Start Session**  
Press the **Select Tests** button, mark the checkboxes for the tests you want to include in the session.
- 2 Approve Students**  
Press the **Approvals** button, review the list of students awaiting approval, and approve or deny each student.
- 3 Monitor Progress**  
Monitor the **Students in your Test Session** page. To stop a test session, press the **Stop Session** button.

You may approve all students

Training Session ID  
TRAIN-E666-1

Select Tests  
Approvals 1

#### Approvals and Student Test Settings

Approve All Students

Refresh

Done

1 students awaiting approval 0 active tests 0 tests in session

= Training Tests

#### Math Grade 6 - 1 student(s)

Student Name	SSID	Opp #	See Details	Action
Bingham, Benjamin	2425820	1	Standard	  

or just one student.

# Teacher View



# Teacher View

Training Session ID

 LIVE-5058-37

Select Tests

Approvals 0



## Training Test Session

0 students awaiting approval 0 print requests 1 active tests





= Training Tests

Now students will show progress here.

Tests without issue

Student Information	Opp #	Test	Progress	Status	Test Settings	Actions
Bingham, Benjamin SSID 2425820	1	Math Grade 6	0 / 0 answered	Approved	Standard 	

## Instructions

- Start Session**  
Press the **Select Tests** button, mark the checkboxes for the tests you wish to include, and then press the **Start Session** button.
- Approve Students**  
Press the **Approvals** button, review each student's test details, and then press the  button.
- Monitor Progress**  
Monitor the **Students in your Test Session** table. You can use the  button to view print requests and the  button to pause students' tests.  
To stop a test session, press the  button next to the Session ID.





READINESS  
IMPROVEMENT  
SUCCESS  
EMPOWERMENT



## Audio/Video Checks

Perform the following checks before continuing.

Click Speaker icon and they should hear a jingle.



Press the speaker button. You should hear a jingle.

### Sound Settings

Current Voice Pack: Chrome OS US English

Use the sliders to adjust the available text-to-speech settings.

#### Volume

10

#### Pitch

10

#### Rate

10

#### Next Step:

If you heard the voice clearly, choose I heard the voice. If not, choose I did not hear the voice. To continue



Training Test Site

Continue

Back

Copyright © 2020 Cambium Assessment, Inc. All rights reserved.

# Student View



# Student View

## Text-to-Speech Sound Check

Make sure text-to-speech is working.



Press the speaker button. You should hear a voice speak the following sentence: "This text is being read aloud."

### Sound Settings

Current Voice Pack: Chrome OS US English

Use the sliders to adjust the available text-to-speech settings.

Volume

10

Pitch

10

Rate

10

1. Click I heard the Voice

I heard the voice

he voice. If not, choose **I did not hear the voice**. To continue testing without checking text-to-speech, choose **Skip TTS Check**.

I did not hear the voice

Skip TTS Check



Training Test Site

Continue

Back



READINESS  
IMPROVEMENT  
SUCCESS  
EMPOWERMENT

## Instructions and

You may select the question mark button

# Student View

### Test Settings

Use this button to review your test settings.

[View Test Settings](#)

### Additional Test Information

Things to keep in mind before you start the test:

- IF you need to use the restroom, please raise your hand.
- No snacks during the test.

### Help Guide

The Help Guide and test rules can be accessed at any time by using the button on the top part of the test page.

[View Help Guide](#)

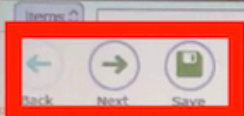


Training Test Site


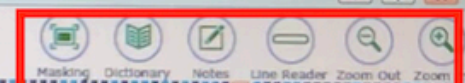
[Begin Test Now](#)

[Return to Login](#)





Navigate through questions and SAVE



3-lined menu to highlight, speak, mark for review, etc.

1

Bingham, Benjamin

Kayleigh and Max are purchasing sets of stickers. Kayleigh purchases twice as many sets of stickers as Max. The given expression represents their purchase.

$$20(s + 2s)$$

Complete the statement to relate the expression to Kayleigh and Max's purchase.

The variable  $s$  represents the number of  Each set of stickers contains   
The expression represents the total number of stickers

# Student View

Items 0% Math Grade 6 Bingham, Benjamin (SSID: 2425820) TRAIN-E666-1

Back Next Save

Pause allows students to stop where they are and return another day.

1

Bingham, Benjamin

Kayleigh and Max are purchasing sets of stickers. Kayleigh purchases twice as many sets of stickers as Max. The given expression represents their purchase.

$$20(s + 2s)$$

Complete the statement to relate the expression to Kayleigh and Max's purchase.

The variable  $s$  represents the number of  Each set of stickers contains

The expression represents the total number of stickers

Tutorial

Mark for Review

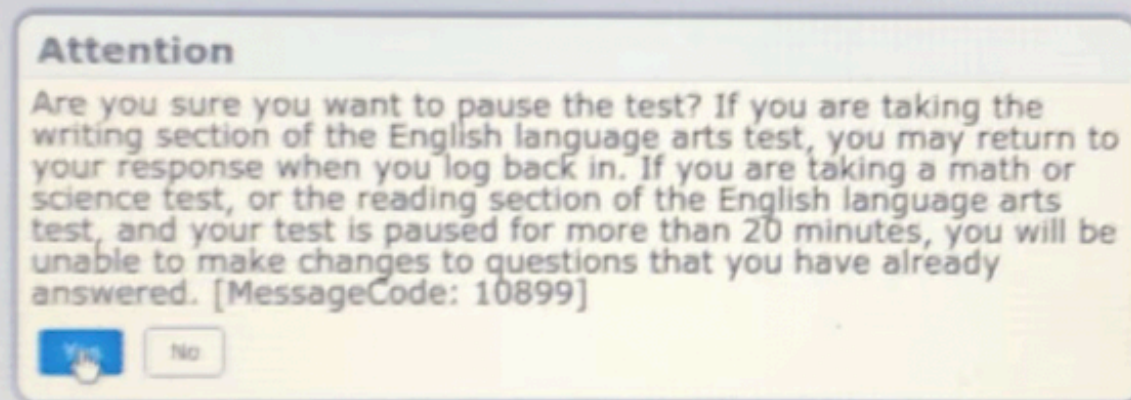
Speak Question

Highlight Selection

Student View



# Student View



Remember, 20 minutes after pausing, students will not be able to view questions already answered.



# Teacher View

When done for the day, click STOP.

Training Session ID

STOP

TRAIN-E666-1

Select Tests

Approvals 0

## Training Test Session

0 students awaiting approval 0 print requests 0 active tests

☒ = Training Tests

Tests without issue

Student Information	Opp #	Test	Progress	Status	Test Settings	Actions
Bingham, Benjamin SSID 2425820	1	Math Grade 6	0 / 18 answered	Paused , 6 min <a href="#">More Info</a>	Standard	

## Instructions

- Start Session**  
Press the **Select Tests** button, mark the checkboxes for the tests you wish to include, and then press the **Start Session** button.
- Approve Students**  
Press the **Approvals** button, review each student's test details, and then press the button.
- Monitor Progress**  
Monitor the **Students in your Test Session** table. You can use the button to view print requests and the button to pause students' tests.  
To stop a test session, press the button next to the Session ID.

# RIS Teacher View


## Training Test Session

0 students awaiting approval 0 print requests 0 active tests

### Tests without issue


Student Information	Opp #
Bingham, Benjamin SSID 2425820	1

## Instructions

- 1 Start Session**  
Press the **Select Tests** button, mark the checkboxes for the test
- 2 Approve Students**  
Press the **Approvals** button, review each student's test details,
- 3 Monitor Progress**  
Monitor the **Students in your Test Session** table. You can use the **Print** button to print the test results.  
To stop a test session, press the  button next to the Session

Student Lookup Approved Requests Print Session Help Guide Alerts Logout as Hatch, Bruce

Training Session ID

 TRAIN-E666-1

Select Tests

Approvals

Training Tests

Test Settings

Actions

Standard



### Important!

This will stop the testing session and pause tests for all students who are currently taking tests in the session. The students will also be logged out. Are you sure?  
[MessageCode: 10509]

OK

Cancel



# Teacher View

## Training Test Session

Tests without issue

Student Information	Opp #	Test	Progress ⓘ	Status	Test Settings	Actions
Bingham, Benjamin SSID 2425820	1	Math Grade 6	0 / 18 answered	Paused , 7 min <a href="#">More Info ▶</a>	Standard	

## Instructions

- 1 Start Session**  
Press the **Select Tests** button, mark the checkboxes for the tests you wish to include, and then press the **Start Session** button.
- 2 Approve Students**  
Press the **Approvals** button, review each student's test details, and then press the button.
- 3 Monitor Progress**  
Monitor the **Students in your Test Session** table. You can use the button to view print requests and the button to pause students' tests.  
To stop a test session, press the button next to the Session ID.

# Teacher View

## Important!

You are about to log out of all systems. Your test session will be stopped and all in-progress tests will be paused. Click [NO] to remain logged in to this system or click [YES] to exit all systems. [MessageCode: 10507]

Yes

No